



 **BOTTARINI**
A Gardner Denver Product

KSA Advanced

Screw compressors 11 - 18,5 Kw



KSA

Building on the reliability of KS compressors is the new KSAAdvanced, a technologically advanced range stemming from a thorough research & development process.

The result is an extremely quiet and environment friendly compressor with reduced electrical input and easily recyclable materials.



ENDURO® SCREW AIREND

Durability and efficiency are the strength of our **ENDURO®** screw airends, the result of several decades of uninterrupted research to improve production processes.


At Gardner Denver's, we pay utmost attention to the manufacturing of our screw airends, and we test and monitor every single item that we make.

Representing the core of all our **ENDURO®** airends, rotors are accurately and thoroughly checked and measured by a computerized control system.

Our screw airends are tested for quality using advanced 3D measuring systems that are located in a temperature-controlled testing room.

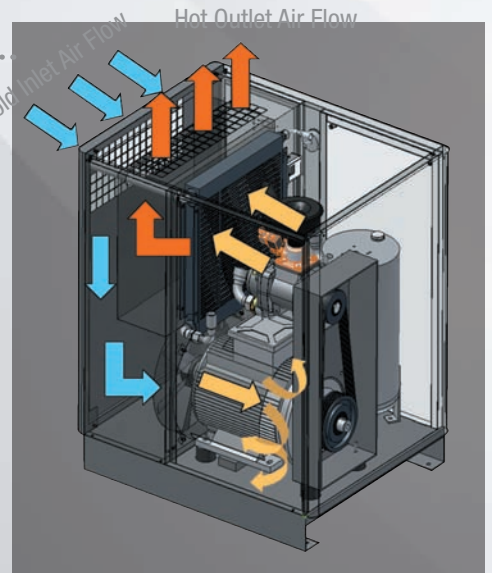
QUIETNESS

Appropriate canalization of the air flow provides maximum quietness (noise levels at 64 db) for the benefit of the environment and machine operators. It also ensures optimised cooling.



AIRBASIC CONTROL UNIT


This straightforward, user-friendly electronic control unit provides full compressor control. Motor star-delta start-up, rotational direction, ON/OFF operation and unloading, remote controls, protection and warning alarms and a full set of maintenance-related messages, all is controlled by the Airbasic unit.



AIR/OIL SEPARATION

Increased reliability combined with reduced piping & connections. All this is made possible by an integrated block acting as air/oil separator and filter. It is so efficient that it keeps residual oil down to extremely low levels (MAX 3ppm).

Housed in this block are an oil filter, an air/oil separator filter, a minimum pressure valve and a safety valve.



SUCTION VALVE

Improved fluid-mechanical efficiency is ensured by a new vertical-design suction valve. Intake-air flows through a straight-line path, which guarantees lower load loss. ON/OFF operation and unloading is controlled via a solenoid valve.

This valve concept has been specially designed to keep the number of components down to a minimum, so as to ensure long-lasting durability and low maintenance requirements.

COOLING SYSTEM

Proper sizing of the ventilation system and combined radiator ensure optimum cooling of the air/oil blend and output compressed air – at a temperature that is only 8 / 10 °C higher than ambient temperature.

REDUCED MAINTENANCE COSTS

The panel structure provides easy access from all sides. All the components which need periodical maintenance – air cartridge, oil cartridge, air/oil separator, belts, oil fill and drain – can be reached from one and the same side.

ELECTRICAL COMPONENTS

Completing the equipment of the KSA range is a set of leading-brand electrical components that are extremely easy to find on the market worldwide, and IP 55 electric motors (class F).

HOUSING

The housing consists of a solid palletised base for easy handling and a structure made of fully removable panels for easy access.

The panels are completely lined internally with closed-cell acoustic material that is covered with a fully washable, oil-proof, damp-proof film. Although highly technological, this material is easy to dispose of, with no impact whatsoever on the environment.



TRANSMISSION UNIT

The compressor incorporates our tried and tested belt drive with cast-iron balanced pulleys with cone-shaped bush and high-quality belts, to ensure maximum reliability and durability.

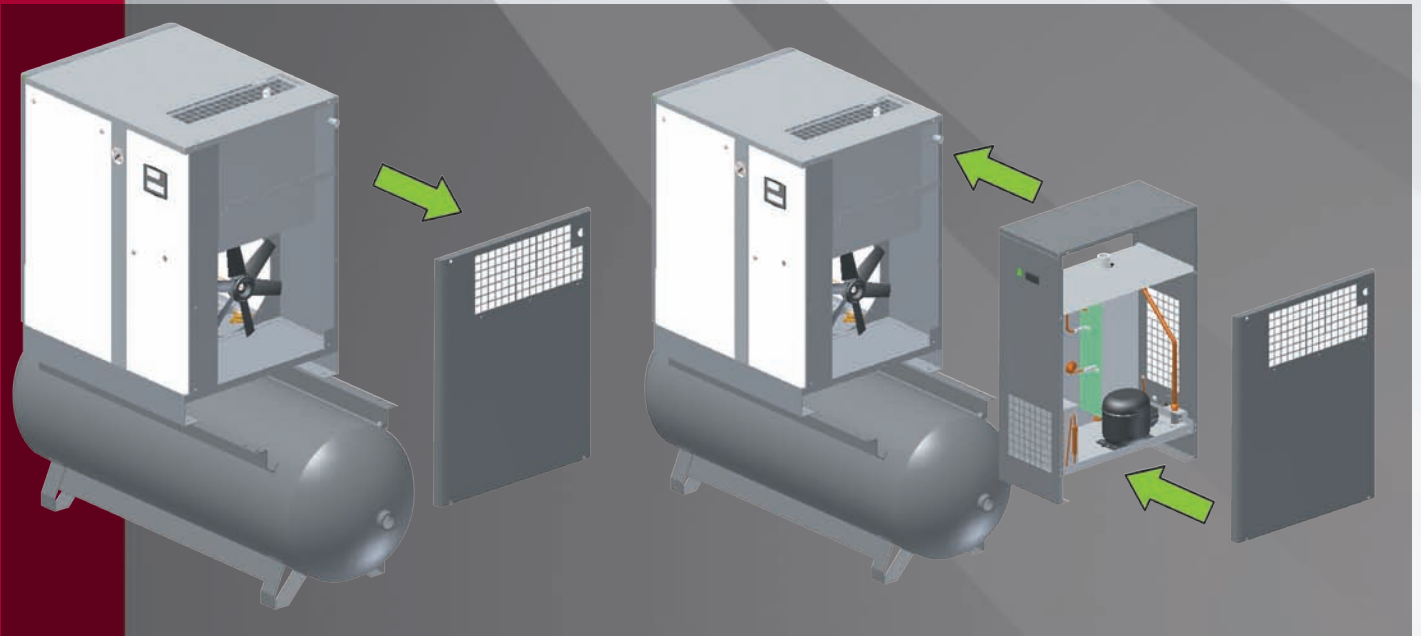
The belt-tensioning mechanism has been simplified by introducing one single adjusting screw, which ensures easier inspection and replacement procedures.



CTD RYER OMPRESSOR AIR PROVIDER

CT, CTD and CD configurations represent different applications of the KSA compressors, to provide an integrated station for the generation and treatment of compressed air.

Configurations have been specially designed to ensure that they are all fully modular. You can start off with an individual KSA compressor, and then expand your station by simply adding the accessory you need.



Compressor (C) → Compressor mounted to a tank (CT) → Addition of a integrated drier (CTD), to obtain a full station for the production, treatment and stocking of compressed air. All this is accomplished by simply removing a side panel from the compressor and reusing it as side closure for the drier.

NEWLY-DESIGNED DRIER.

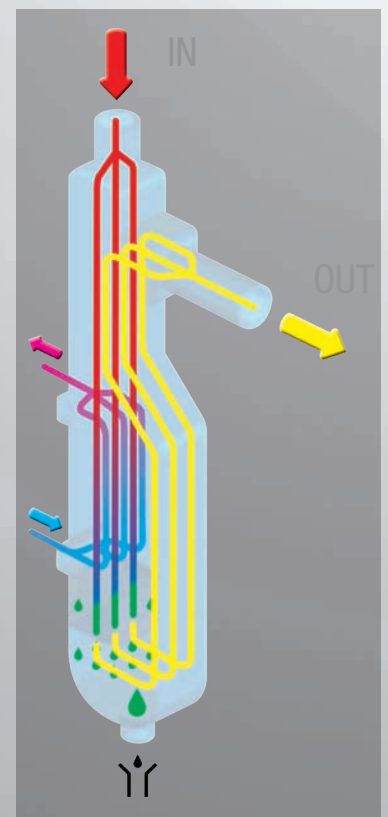
“D” driers ensure perfect operation even under extreme environmental conditions – i.e. when input air temperatures are very high.

Equipped with advanced components and made with appropriate materials (e.g. aluminium for the modular heat exchanger), “D” driers can operate smoothly even at ambient temperatures of up to 45°C and at input air temperatures as high as 55°C, thus ensuring maximum efficiency with very limited load loss of compressed air in transit.

The aluminium module has been conceived with a vertical design to ensure the most natural, ascending direction of the damp air flow, thus making condensate disposal easier to accomplish.

This specific efficiency concept also ensures cost reductions as well as environmental savings.

By implementing this method of operation, we have reduced the energy consumption levels of these machines.



OPTIONALS

A number of optional applications complementing the CT and CTD versions will be available for this range of compressors to make sure your integrated plant is as full and functional as possible.

More specifically, KSA / CD or CTD compressors can be complemented with a **kit of filters with by-pass**, ensuring that the air is treated upstream from where it is input into the system, thus reducing the chances for condensate to build up inside the network. These filters are supplied complete with automatic condensate drain traps.

The kit will be installed inside the drier housing to improve filter protection and ensure more compact overall dimensions.

Another optional extra is the **automatic condensate drain trap for tanks**. Once it is installed and programmed, this drain trap will periodically remove from the tank any condensate that may have built up inside it.

To protect compressors operating in dusty environments or poor environmental conditions, KSA compressors can be equipped with a **dust panel** that ensures good filtration of the intake cooling air.



Maintenance is as easy as ever.

FAST AND EASY SERVICE

These compressors are designed to ensure easy access to maintenance points.

All panels on the structure can be easily removed to allow full access to all service points. Also, the limited number of moving parts reduces service costs.

SERVICE NETWORK

Our large network of approved Gardner Denver dealers is always at your service to ensure the smooth running of your compressor.

Gardner Denver can ensure the swift supply of replacement parts to respond to different system needs.

AFTER-SALES SERVICE

Gardner Denver offers a full range of after-sales services to fulfil all client needs.

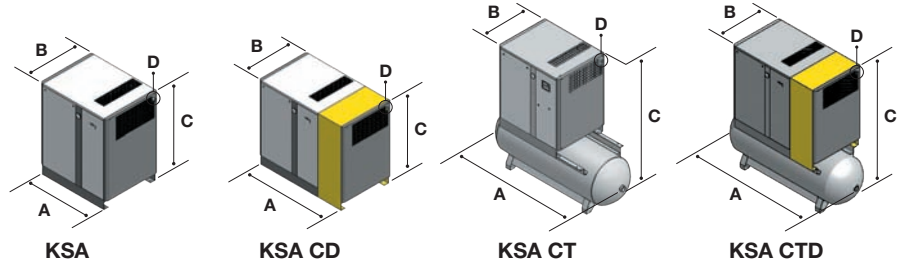
Using original spare parts will allow customers to save time and money in the long run.



KSAAdvanced



Technical data



MOD.	REF.	m³/min	cfm	HP	KW	Bar	dB(A)	Tank	Volt/Hz	Weight	Dimensions				OUT BSP
											A	B	C	D	
KSA															
KSA 11 - 8	CC1043706	1,650	58,3			8	64		VOLT 400 +5% / 50 - 60 Hz	200	960	740	1090	3/4G	
KSA 11 - 10	CC1042402	1,500	53	15	11	10	64	-		200	960	740	1090	3/4G	
KSA 11 - 13	CC1043707	1,150	40,64			13	64			200	960	740	1090	3/4G	
KSA 15 - 8	CC1043708	2,210	78,09			8	65			230	960	740	1090	3/4G	
KSA 15 - 10	CC1042403	2,000	70,67	20	15	10	65	-		230	960	740	1090	3/4G	
KSA 15 - 13	CC1043709	1,600	56,54			13	65			230	960	740	1090	3/4G	
KSA 18 - 8	CC1043710	2,800	98,94			8	67			280	960	740	1090	3/4G	
KSA 18 - 10	CC1042404	2,500	88,34	25	18,5	10	67	-		280	960	740	1090	3/4G	
KSA 18 - 13	CC1043711	1,930	68,20			13	67			280	960	740	1090	3/4G	
KSA CD															
KSA 11 - 8 / D23	CC1044114	1,650	58,3			8	64		VOLT 400 +5% / 50 - 60 Hz	250	1320	740	1090	3/4G	
KSA 11 - 10 / D23	CC1044115	1,500	53	15	11	10	64	-		250	1320	740	1090	3/4G	
KSA 11 - 13 / D23	CC1044117	1,150	40,64			13	64			250	1320	740	1090	3/4G	
KSA 15 - 8 / D23	CC1044118	2,210	78,09			8	65			280	1320	740	1090	3/4G	
KSA 15 - 10 / D23	CC1044119	2,000	70,67	20	15	10	65	-		280	1320	740	1090	3/4G	
KSA 15 - 13 / D23	CC1044120	1,600	56,54			13	65			280	1320	740	1090	3/4G	
KSA 18 - 8 / D30	CC1044121	2,800	98,94			8	67			330	1320	740	1090	3/4G	
KSA 18 - 10 / D30	CC1044128	2,500	88,34	25	18,5	10	67	-		330	1320	740	1090	3/4G	
KSA 18 - 13 / D30	CC1044129	1,930	68,20			13	67			330	1320	740	1090	3/4G	
KSA CT															
KSA 11 - 8 / 500 LT.	CC1043764	1,650	58,3			8	64	500	VOLT 400 +5% / 50 - 60 Hz	350	1950	740	1725	3/4G	
KSA 11 - 10 / 500 LT.	CC1043765	1,500	53	15	11	10	64	500		350	1950	740	1725	3/4G	
KSA 11 - 13 / 500 LT.	CC1043766	1,150	40,64			13	64	500		350	1950	740	1725	3/4G	
KSA 15 - 8 / 500 LT.	CC1043767	2,210	78,09			8	65	500		380	1950	740	1725	3/4G	
KSA 15 - 10 / 500 LT.	CC1043769	2,000	70,67	20	15	10	65	500		380	1950	740	1725	3/4G	
KSA 15 - 13 / 500 LT.	CC1043770	1,600	56,54			13	65	500		380	1950	740	1725	3/4G	
KSA 18 - 8 / 500 LT.	CC1043772	2,800	98,94			8	67	500		430	1950	740	1725	3/4G	
KSA 18 - 10 / 500 LT.	CC1043773	2,500	88,34	25	18,5	10	67	500		430	1950	740	1725	3/4G	
KSA 18 - 13 / 500 LT.	CC1043774	1,930	68,20			13	67	500		430	1950	740	1725	3/4G	
KSA CTD															
KSA 11 / D23 / 500 LT.	CC1043775	1,650	58,3			8	64	500	VOLT 400 +5% / 50 - 60 Hz	400	1950	740	1725	3/4G	
KSA 11 / D23 / 500 LT.	CC1043776	1,500	53	15	11	10	64	500		400	1950	740	1725	3/4G	
KSA 11 / D23 / 500 LT.	CC1043777	1,150	40,64			13	64	500		400	1950	740	1725	3/4G	
KSA 15 / D23 / 500 LT.	CC1043779	2,210	78,09			8	65	500		430	1950	740	1725	3/4G	
KSA 15 / D23 / 500 LT.	CC1043780	2,000	70,67	20	15	10	65	500		430	1950	740	1725	3/4G	
KSA 15 / D23 / 500 LT.	CC1043781	1,600	56,54			13	65	500		430	1950	740	1725	3/4G	
KSA 18 / D30 / 500 LT.	CC1043782	2,800	98,94			8	67	500		480	1950	740	1725	3/4G	
KSA 18 / D30 / 500 LT.	CC1043783	2,500	88,34	25	18,5	10	67	500		480	1950	740	1725	3/4G	
KSA 18 / D30 / 500 LT.	CC1043784	1,930	68,20			13	67	500		480	1950	740	1725	3/4G	

The manufacturer may change the above-mentioned technical specifications without prior notice.

All KSA electro-compressors comply with the following European directives and standards: 98/37/EC, 87/404/EC, 97/23/EC, CEI-EN 60204/1, ISO 1217 and PNEUROP/CAGI PN2 CPTC.2